

C R E S T L I N E[®]

SELECT 350 & SELECT 250 VINYL WINDOWS & PATIO DOORS



VINYL WINDOWS & PATIO DOORS




Crestline
Windows & Doors





TABLE OF CONTENTS

Welcome	2	Glass Options	8	Single Slider Windows	16
Why Crestline?	4	Why Select 350 & Select 250?.....	10	Specialty Shaped Windows.....	18
Hardware Options.....	6	Single & Double Hung Windows.....	12	Sliding Patio Doors	20
Interior & Exterior Options.....	7	Casement & Awning Windows.....	14	Crestline Warranty	22



Welcome. Whether building new, remodeling or replacing windows, Crestline® Windows and Doors offers unparalleled flexibility, reliability and energy efficiency.

5 Reasons to Consider Crestline

The Best Looking. From our top of the line clad wood windows, to our all-vinyl products, premium aesthetics are built into every design.

The Best Performing. Our advanced glazing technology allows Crestline to meet or exceed Energy Star requirements in all states.

The Best Service. We have short, consistent lead-times for special order deliveries, and Menards consumer “hotline” number to expedite requests.

The Best Warranty. Lifetime warranties on most products.

The Best Value. All of these reasons add up to the BEST value for your customers. They get the most for their money!





Why Crestline Windows & Patio Doors?

Whether building new, remodeling or replacing windows, Crestline Windows and Doors offers unparalleled flexibility, reliability, and energy efficiency. Mix and match, Crestline vinyl windows and doors complement one another and your home's design.



Select 350™

No Maintenance, Vinyl Interiors and Exteriors.

- Frame features traditional wood window profile
- Extremely durable vinyl extrusion in a full 3-1/4" frame, and a steel-reinforced meeting rail add strength, insulating performance, and low maintenance
- Brickmould J-Channel frame design on single hung, double hung, and slider windows allow for easy installation of siding



Select 250™

Full Fusion Welded Frame.

- 3-1/4" frame design featured multi-chambers for added strength and thermal performance
- Inverted coil balance system on all single hung and double hung windows delivers an ultra-smooth, effortless operation



Free Glass Breakage Warranty. All Crestline products include FREE Accidental Glass Breakage Warranty – extra protection without any extra charge. Our warranty is also transferable to subsequent homeowners for 10 years.



Enduring Quality Guaranteed. Covered under a comprehensive, limited lifetime warranty, ensuring your windows and doors look beautiful and perform as expected long into the future.

Gold Standard. Crestline Select 250 and 350 products are certified and labeled according to the highest standards, set by the Window and Door Manufacturers Association (WDMA)/National Fenestration Ratings Council Certification (NFRC) Program. All **WDMA/NFRC certified products** must pass performance tests conducted by an independent lab for resistance to air leakage, water penetration and wind pressures.

Interior & Exterior Options

Our Select 250 and 350 products offer a multitude of high-quality options and accessories to meet your design needs. With several hardware finishes, solid/painted exterior colors, grille and trim options, your windows can easily match or coordinate your architectural design.

SINGLE HUNG, DOUBLE HUNG & SLIDER



Sash Lock



Tilt Latches

CASEMENT & AWNING



Casement Nested Handle



Sequential Lock Lever


SLIDING PATIO DOOR



HARDWARE FINISHES



White




Ivory



Almond



Desert Tan



Rustic Bronze



Bright Brass PVD*



Brushed Nickel PVD*

* Finish option only available on sliding patio doors.

Colors have been reproduced as accurately as printing technologies permit. Visit your local Menards store for actual product color samples.

EXTERIOR TRIM OPTIONS



Mull Clip Connector



Retro Z Casing



J-Channel



Renovation Brickmould



Vinyl Brickmould



Stucco Adapter

*Factory-applied trims will require masonry straps for installation.

SOLID VINYL (SAME COLOR INSIDE AND OUT)



White

Ivory

Almond

Desert Tan

PAINTED EXTERIORS



White

Ivory

Almond

Desert Tan

Terra Bronze



Craftsman Bronze

Adobe

Jet Black

Brick Red

Hartford Green

METALLIC PAINTED EXTERIORS



Silver Ice

Light Gold



Antique Bronze

46 DESIGNER SERIES COLORS



Alabaster

Pampered Peach

Pearl

Moderate White

Accessible Beige

Sandstone

Linen

Superior Bronze



Driftwood

Moss

Bronze Green

Shale

Vital Yellow

Sunbeam Yellow

Restrained Gold

Salt Marsh



Timberidge

Autumn Leaf

Streamline Gray

Mist Gray

Gray Matters

Stone Gray

Prestige

Charcoal



Gunpowder

Olympus White

Aegean Blue

Distance

Blue Stone

Indigo

Dark Night

Shoreline



Arcadian

Sage Green

Oceanside

Blue Hill

Woodland Green

Bercoritz Green

Black Forest

Tudor House



Quaker Bronze

Sundried Tomato

Firebrick

Boysenberry

Royal Brown

Appalachian

Colors have been reproduced as accurately as printing technologies permit. Visit your local Menards store for actual product color samples.



Glass Options

We build some of the best windows on the market. So it follows that we use the best technology to help you use less energy, spend less to heat and cool your home, and spend less time on maintenance. Our wide variety of glass options enable you to achieve optimum energy performance and comfort in any climate.




As an ENERGY STAR Partner, Crestline has determined that all products bearing the ENERGY STAR logo meet or exceed the ENERGY STAR guidelines for energy efficiency.

* Harmless inert gas increases energy efficiency by minimizing the transfer of warm and cold air. Not available in all states. Check for availability.

Specialty Glass Options. Add color or texture — or privacy and modesty — to your palette of design options. Special finishes and tint can give a project distinction. Specialty glass includes bronze, gray and obscure.



Bronze

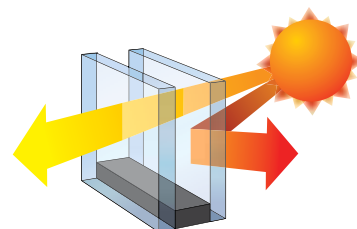



Gray

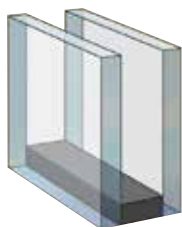


Obscure Glass

Comfort Year Round. During the winter, Zo-e-shield® minimizes heat loss, keeping rooms warmer. During the summer, Zo-e-shield reflects the sun's heat, keeping rooms cooler.



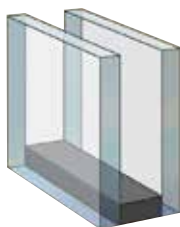
High Performance Glazing Options. With most of a window being glass, picking the right glass is crucial. Crestline offers a wide range of glass to meet the performance that is right for you.



Passive Solar Low E

All Climate

- Ideal for colder climates, allowing some of the sun's short wave energy to pass through
- Help heat a home during the winter while still reflecting the interior long-wave heat energy back inside



Insulated Low-E

All Climate

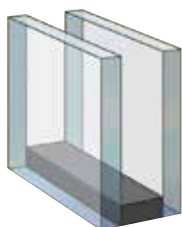
- Minimize sun's heat and damaging UV rays in warmer months
- Reflects sun's heat back into room during cooler months
- Protects interior furnishings from fading



Sun 240 Southern Low-E

All Climate

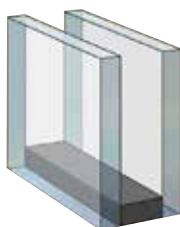
- Designed for rooms with higher than normal exposure to the sun
- 2 panes of glass that are specially coated for energy savings and UV protection



Zo-e-shield 5

Ultimate Solar Control

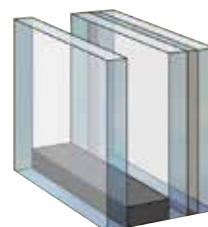
- Strong resistance to sun's glaring heat
- Excellent insulating value
- Excellent protection against damaging UV rays
- Maintains great clarity



Zo-e-shield 5E

Zo-e-shield 5 Plus
Room Side Low-E

- Combination of two Low-E coatings
- Significantly improved energy efficiency
- Complies with northern Energy Star guidelines with interior Low-E i89 coating




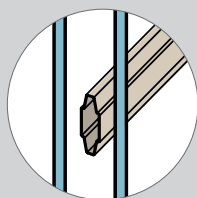
Zo-e-shield 6

Zo-e-shield 5 Plus
Laminated Interior

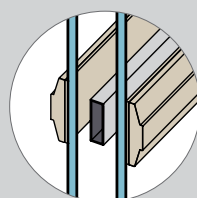
- Best resistance available to sun's heat
- Minimizes glare and visible light transmittance
- Superior sound control and UV protection
- Forced entry protection

GRILLE OPTIONS

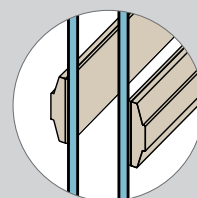
GRILLE BETWEEN THE GLASS



SIMULATED DIVIDED LITE



*Shown with Grille
Between the Glass.



*Shown without Grille
Between the Glass





Why Crestline Select 250 & 350 Vinyl?

Crestline Select 250 and 350 Vinyl windows and doors feature thick, multi-chamber extrusions, adding strength and insulating performance. Every unit is constructed with fusion-welded corners, eliminating water and air infiltration at the frame joints.

SELECT 350

J-Channel Frame. Extremely durable vinyl extrusion in a full 3-1/4" frame, and a steel-reinforced meeting rail add strength, insulating performance, and low maintenance.

Frame features a traditional wood window profile.

Brickmould J-Channel Frame Design. Available on single hung, double hung, and slider windows allow for easy installation of siding.



SELECT 250

Non J-Channel Frame. 3-1/4" frame design features multi-chambers for added strength and thermal performance.

Inverted Coil Balance System. Available on all single hung and double hung windows, it delivers an ultra-smooth, effortless operation.



Single Hung & Double Hung Windows

Our single hung and double hung tilt windows combine traditional design with ease of operation. These window styles feature sash that glide effortlessly with the push of a finger and conveniently tilt into any room for easy cleaning. Clean both interior and exterior glass surfaces from inside your home with ease.



Ease of Use. Tilt latches are top-mounted on the lower sash for easy access and automatically retract to produce an audible “click” when the sash is re-engaged to ensure they are in place.



Classic Styling. Sash design features profiled glass stops and a sleek style with different finishes to choose from and optional vent latches.



Weather Protection. Our single hung and double hung tilt windows feature a steel reinforced interlock system with continuous mylar fin weatherstrip to seal out unwanted air and water.



Ease of Operation. All single hung and double hung windows feature a unique inverted coil balance system designed to provide an ultra-smooth, quiet operation.

TIMELESS BEAUTY

CONFIGURATION OPTIONS



Single-Hung
Eyebrow Tilt



Equal



Oriel



Cottage

Other styles and shapes available: angle bay, picture center, picture combinations, transom.



Casement



Solid Construction. The stainless steel, corrosion-resistant dual-arm operator provides a clean look and more torque for years of smooth operation. Casement sash opens to near 90 degrees, for maximum ventilation and easy cleaning.



Functional Beauty. Our all metal nested crank handle makes for a more sleek and durable operating system. The crank folds neatly away from window coverings and has a matching cover that can easily be removed and replaced when painting or staining.



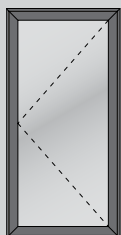
Secure Locking System. Casements open and lock simultaneously with a single lock and operator for added convenience.



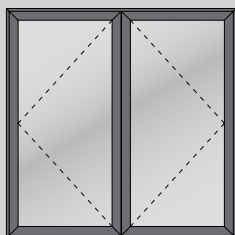
Awning

ENDLESS POSSIBILITIES

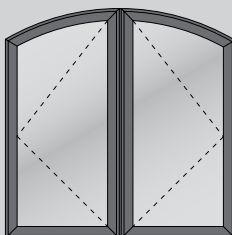
CONFIGURATION OPTIONS



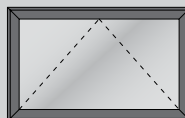
Casement



French Casement



Eyebrow Casement



Awning

Other styles and shapes available: picture combinations, picture center, angle bay, bow, transom



Casement & Awning Windows

Casement and awning windows feature all-vinyl sash that smoothly swing out with the crank of a handle to easily direct fresh air into your home. A wide range of sizes allow you to create breathtaking combinations that are sure to give your home a custom look that won't go unnoticed.



Single Slider Windows

Our slider window combines style, solid construction and ease of operation for any busy lifestyle. Featuring thick, multi-chambered vinyl construction, these windows look great in any room. Slider window units open horizontally to allow abundant fresh air and sunlight into a room while maintaining a streamlined appearance.




Cleaning Made Easier. The easy-to-use tilt latch design allows you to release the sash and remove it for trouble-free cleaning of outside surfaces from inside your home.



Ease of Use. The track system on sliders allow sash to slide smoothly, creating windows that are easy to open and close, year after year.

CONTEMPORARY
DESIGN

OPERATION OPTIONS



Single Slider
Standard Operation

Viewed From Exterior




Triple End Vent



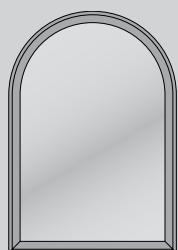
YOUR WINDOW,
YOUR WAY

Variety and Versatility. Custom shapes and sizes, from traditional to contemporary, add direct sun light and unique charm to any room. Use direct-set windows in stunning combinations to create visual interest or reshape light with a wide range of grille options.

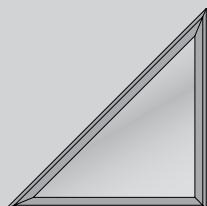
CONFIGURATION OPTIONS



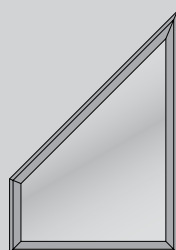
Eyebrow w/Legs



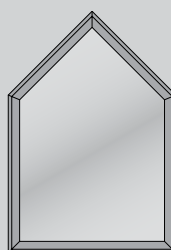
Half Circle w/Legs



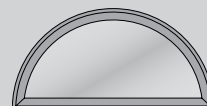
Right Triangle



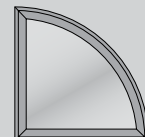
Trapezoid




Pentagon



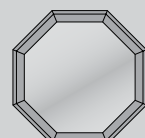
Half Circle



Quarter Circle



Full Circle



Octagon

Interested in additional shapes? Ask about our complete selection.



Specialty Shaped Windows

Direct-set and circle top windows are available in a wide variety of shapes and styles. Trapezoids, half circles, triangles, quarter circles and specialty shapes can be used alone or in combinations that give your home a customized look.




Siding Patio Doors


Open your home up to a wide variety of design possibilities with our sliding patio doors. Constructed of thick, multi-chambered vinyl extrusions and fusion-welded corners, our sliding patio doors provide additional strength, superior insulation and low-maintenance energy efficiency.



Smooth Operation. End-adjustable tandem ball-bearing rollers make the doors a breeze to open and close, ensuring smooth operation year after year. Optional stainless steel tandem rollers are available for coastal applications.



Panel Features. Each door panel is constructed with heavy-duty steel stiffeners providing structural integrity, rigidity and added security. Fusion-welded, extruded vinyl frame corners provide exceptional durability and resists air and water infiltration.



Security Foot Bolt. Easily add a secondary lock to your sliding door with our security foot bolt. This optional upgrade increases security to your home that can be easily operated without even bending down.

**STRENGTH, SECURITY
AESTHETICALLY,
APPEALING**

OPERATION OPTIONS



Traditional Sliding



4-Panel Bi-Parting Sliding Door



Crestline's Lifetime Limited Warranty

Effective Date: June 1, 2016

Subject to the conditions, exclusions and limitations that follow, the manufacturer of CRESTLINE products, ("CRESTLINE") warrants CRESTLINE products (Select 250™, SELECT 350™ and Replacement Windows and Doors) to be free from defects in material and workmanship as noted below. All referenced times are in relation to date of purchase. Warranty effective date June 1, 2016.

Innovations: Wood Shield®, Symmetry Balance System®, TriCore® Frame Technology, EasyCare®, Zo-e-shield™

WARRANTY COVERAGE

Vinyl Products - Limited Lifetime

Crestline warrants its vinyl product line installed in single family owner-occupied residences to be free from defects in material and workmanship for the life of the product, except as delineated in the specific limitations below.

Accidental Glass Breakage

Limited Lifetime

CRESTLINE warrants its insulated glass against accidental breakage except as delineated below:

- This warranty does not cover glass breakage caused by acts of God, improper installation, abuse, misuse, alteration, building or foundation movement, improper or insufficient handling, or storage.
- This coverage is transferable to subsequent homeowners. The transferred coverage is ten (10) years from the date of manufacture.

Commercial – Ten Years

Crestline warrants its vinyl product line installed in other than an owner-occupied residence to be free from defects in material and workmanship for a period of ten (10) years, except as delineated in the specific limitations below.

Painted Finishes On Vinyl – Ten Years

Crestline warrants that its factory-applied painted finishes will not peel, blister, or flake for TEN (10) years. Factory-applied painted finishes will not exhibit excessive color change for TEN (10) years. Note: this coverage does not extend to discoloration, polish, surface damage, or alteration caused by the use of natural or chemical solvents or an environmental factor causing such damage.

Fading or changing in color of the factory-applied painted finishes is not a defect unless it exceeds five (5) E units, calculated in accordance with ASTM D2244, paragraph 6.2. Color change shall be measured on an exposed colored surface that has been cleaned of soils, and the corresponding values measured on the original or unexposed colored surface. Fading or color changes may not be uniform if the surfaces are not equally exposed to the sun and elements. If the above ASTM standards change, the standard in effect at the time of purchase applies. As an option to replacement, we may choose to refinish the product.

Laminated Glass – Five Years

Laminated glass shall be free from defects in material and workmanship for a period of FIVE (5) years.

Blinds Or Shades Between The Glass – Ten Years

Insulated glass units with blinds or shades, are warranted to be free from defects in material and workmanship for a period of ten (10) years.

Triple Glazed Glass Unit – Twenty Years

Triple glazed insulated glass units are warranted against failure of the hermetic seal for a period of twenty (20) years.

Glass Stress Cracks – One Year

Stress Cracks are warranted for ONE (1) year. Any products or parts of products determined by Crestline to contain defects in material or workmanship, Crestline will, at its option, repair the products or parts at no charge, provide replacements at no charge, or refund the original price of the defective part(s). Decisions as to whether to repair, replace, or refund, shall be made by Crestline in its sole discretion.

Transferability – Ten Years

This warranty is transferable to subsequent owners. This transferred warranty is the lesser of ten (10) years or the period specified from the date of purchase.

TO GET ASSISTANCE

For further information, or to make a claim under The CRESTLINE Limited Lifetime Warranty, please contact the contractor who installed the product or the CRESTLINE retailer from whom the product was purchased or fill out an online service form. To find your closest retailer, please use the dealer locator on the web site: www.Crestlinewindows.com.

Online service form: www.crestlinewindows.com

If you cannot find a local retailer, you may contact us at:
CRESTLINE WINDOWS AND DOORS
P.O. Box 309 Medford, WI 54451
800-826-5509

Please provide the following information:

1. Your name, address, daytime telephone number and e-mail address.
2. A description of the product for which the claim is being made.
3. Original proof of purchase (or approximate date if exact date is not known).
4. The name of the CRESTLINE retailer from whom the product was purchased (if known).
5. The nature of the product complaint.
6. The coded information on the spacer between the panes of glass.

If the limited warranty period has expired or for repairs not covered by warranty, many replacement parts are available for purchase. When warranty coverage is unclear, CRESTLINE may charge an inspection fee for any on-site product inspection. If the inspection reveals the CRESTLINE product has a defect covered by this limited warranty, the inspection fee will be waived.

Replacement products or parts will be the closest equivalent current products or parts and may not exactly match the original. Replacement will be delivered to the original point of purchase with no shipping charges. If shipment direct is requested, normal shipping and handling charges will apply.

In cases relating to hardware, the customer may be invoiced for the replacement hardware at the list price and appropriate credit will be issued when the defective hardware has been returned to CRESTLINE.

Supplying replacement products or parts shall not extend the time period of the warranty and the replacement product or part shall be warranted only to the extent of the unexpired portion of the warranty period on the originally purchased product or part.

NON COVERAGE

- Normal wear and tear, weathering and natural variations in wood color or texture are considered normal and not a product defect.
- Normal wear and tear of hardware and hardware finishes that can naturally occur (e.g. corrosion, tarnishing) or damage at construction site.
- Minor scratches, slight glass curvature or glass imperfections are natural variances in glazing and do not impair structural integrity or significantly obscure normal vision.
- Repairs, refinishing or similar activities involved when skilled labor installs or replaces products.
- Condensation and any related water damage (such as mold or wood rot due to water or ice build up), which occur as a result of humidity within the property or changes in the interior/exterior temperatures, do not indicate a defect. Contact a heating/cooling specialist to assist.
- Products installed in a non-vertical position, discoloration of non-visible parts, or failures or operating difficulties due to accident, acts of God, abuse, misuse, alteration, exposure to the elements, improper or insufficient handling, storage, maintenance or service including, but not limited to, obstruction of weep holes. Installation of units must be finished and operated in accordance with our installation instructions attached to each unit.
- Failures or operating difficulties resulting from use of high-expansion foam insulation, incompatible sealant, cleaning agent, or exposure to corrosive, unusual, harmful or aggressive substances, acid rain, fumes or condensates, subjection to abnormal stress from localized application of heat, excessive vibration or movement of buildings or foundations or to other abnormal physical stress or use in high humidity areas.
- Products installed in buildings with cladding systems that do not allow for proper management/drainage of moisture (e.g. EIFS or synthetic stucco without an engineered drainage system).
- Vinyl parts or weather strip that has non-factory-applied paint or stain voids the warranty of the affected unit.
- Warpage or air/water infiltration on any swing door with a call-out height of greater than 6'10" unless CRESTLINE'S multi-point lock system is used with the door.

- Any installations at an altitude over 3,500 feet above sea level unless capillary tubes have been installed or a HIGH ALTITUDE GLASS PACKAGE is used, which provides limited coverage.
- Products or components not provided by CRESTLINE including but not limited to hardware locksets, strikes, or panning systems.
- CRESTLINE products that are stacked or mulled with products manufactured by others.
- Products with modifications (e.g. customer applied paint finishes, tints, films) or security systems without prior approval.

ADDITIONALLY

- Insulated units with capillary tubes will not have inert gas fill.
- ADA-compliant sills or telescoping, pocket and bifold patio door systems are not designed nor are they intended to manage moisture or water infiltration. The determination of proper building design and moisture management (through an overhang or otherwise) is the responsibility of your building designer, architect or contractor.
- Warping of a door shall not be deemed to be a product defect unless the warping is in the door panel itself and then only if the warping is more than one quarter inch. The amount of warp shall be determined by placing a taut wire or string or straightedge across the face of the installed door panel thought to be concave and measuring the amount of warp at the point of the greatest distance between the bottom of such wire, string or straightedge and the face of the door panel. CRESTLINE may, at its option, defer action on a warping claim for a period of not more than ONE (1) year from the date of the claim to permit the door panel to adjust to temperature and humidity in its installed position.
- The performance of windows and doors may be affected by factors beyond CRESTLINE'S control. Examples include handling and installation, construction details of the building, exposure conditions, maintenance, normal wear and tear, and migration of inert gas. Structural or thermal ratings are for comparison purposes only. While CRESTLINE products are manufactured to meet or exceed published ratings, it is not possible to guarantee that they will meet or exceed those ratings after they have been installed.
- CRESTLINE is not responsible for removing any defective products from the structure in which they are installed, or for installing any replacement products or components provided by CRESTLINE pursuant to this limited warranty, or for any painting, refinishing or other work necessary to complete the installation of replacement products or components, all of which shall be the consumer's responsibility.

CLASS ACTION AND JURY TRIAL WAIVER

YOU AGREE THAT ANY DISPUTE TO INCLUDE, BUT NOT LIMITED TO, BREACH OF CONTRACT, BREACH OF WARRANTY, CLAIMS BASED IN TORT, NEGLIGENCE, PRODUCT LIABILITY, FRAUD, MARKETING, STATE OR FEDERAL REGULATIONS, ANY CLAIMS REGARDING THE ENFORCEABILITY OF THIS LIMITED WARRANTY, AND THE WAIVER OF JURY AND CLASS ACTION TRIALS

("DISPUTED CLAIMS") MUST BE BROUGHT IN YOUR INDIVIDUAL CAPACITY, AND NOT AS A PLAINTIFF OR CLASS MEMBER IN ANY PURPORTED CLASS OR REPRESENTATIVE PROCEEDING. YOU ALSO AGREE THAT YOU ARE WAIVING THE RIGHT TO A TRIAL BY JURY AND AGREE TO HAVE ALL DISPUTES HEARD AND DECIDED SOLELY BY A STATE OR FEDERAL COURT.

OPT-OUT PROCEDURE

YOU MAY CHOOSE TO OPT OUT OF THE CLASS ACTION AND JURY TRIAL WAIVER BY SUBMITTING A WRITTEN OPT-OUT FORM THAT CAN BE FOUND ON CRESTLINES WEBSITE, WWW.CRESTLINEWINDOWS.COM/OPTOUT.PDF, WITHIN SIXTY (60) DAYS FROM THE DATE YOUR CRESTLINE PRODUCT IS INSTALLED. OPTING OUT OF THE CLASS ACTION AND JURY TRIAL WAIVER WILL NOT AFFECT ANY OTHER TERMS OF THIS LIMITED WARRANTY WHICH WILL REMAIN IN EFFECT.

GENERAL PROVISIONS

Selection and purchase of CRESTLINE products which conform to all applicable building codes and local ordinances is the sole responsibility of the architect, building contractor or homeowner. CRESTLINE assumes no responsibility for compliance with local building codes or ordinances, or for calculation and design of support mullions, structural support, or flashing required for installation. Consult with your local building code officials and/or a qualified contractor, architect or engineer for specific requirements.

THERE ARE NO OTHER EXPRESS WARRANTIES EXCEPT AS SET FORTH HEREIN. ANY IMPLIED WARRANTIES OF MERCHANTABILITY OR FITNESS FOR PARTICULAR PURPOSE ARE LIMITED IN DURATION TO THE PERIODS OF COVERAGE OF THE EXPRESS WARRANTIES SET FORTH IN THIS LIMITED WARRANTY. CRESTLINE SHALL NOT BE LIABLE FOR APPLICABLE TAXES OR ANY INCIDENTAL OR CONSEQUENTIAL DAMAGES INCLUDING, BUT NOT LIMITED TO, DAMAGE OR LOSS TO PERSONS OR OTHER PROPERTY.

Some states do not allow limitations on how long an implied warranty lasts, and some states do not allow the exclusion or limitation of incidental or consequential damages, so these limitations and exclusions may not apply to you. This warranty gives you specific legal rights, and you may also have other rights which vary from state to state.

If any clause herein is found to be illegal or unenforceable, that clause will be severed from this Limited Warranty and the remainder of the Limited Warranty will be given full force and effect.

NO DISTRIBUTOR, SALESPERSON, DEALER, RETAILER OR OTHER REPRESENTATIVE OF CRESTLINE PRODUCTS HAS THE AUTHORITY TO ALTER OR CHANGE THESE WARRANTIES OR TO MAKE ANY OTHER WARRANTY EITHER VERBALLY OR IN WRITING.

Effective Date: June 1, 2016



CRESTLINE®

SELECT 350 & SELECT 250 VINYL WINDOWS & PATIO DOORS



VINYL WINDOWS & PATIO DOORS



Crestline reserves the right to change product materials, specifications and methods of manufacture without prior notice. Please verify unit dimensions and/or rough openings with your local **MENARDS** store.